

At Your Door

Special Collection™ 800-449-7587



2625 W. Grandview Road
Phoenix, AZ 85023

INFORMATION THAT YOU REQUESTED
This is the Kit for your Home Generated
Special Materials collection date!

OPEN & READ ENCLOSED INFORMATION

- Read the Instruction Sheet
- Check your Pick up Date
- Properly package your materials
- Place your bag out by **7:00AM**
- Do not place bag near street or curb



Did you know that most of the materials collected
through this service are sent for recycling?

Thank you for choosing this environmentally friendly option for proper management of your **Household Hazardous Waste (HHW)**. Please take a moment to read these instructions.

Instruction Sheet for Baldwin Borough, PA

Provided by Waste Management's At Your Door Special Collection Service



Please follow these instructions to prepare for your home collection



YOUR COLLECTION DATE IS:

Open and read this instruction sheet.

Keep this notice-this is your reminder of your Collection date.

This collection kit contains:

- One plastic containment bag
- Plastic cable tie
- A postage-paid survey card
- Labels for containers if the label is missing or cannot be read.



It is a pleasure to help you during the collection of your household hazardous waste (HHW). Our team is here to help if you have any questions.

- **Email:** atyourdoor@wm.com
- **Website:** www.wmatyourdoor.com
- **Call: 1-800-449-7587**
Monday-Friday 8:00a.m. – 8:00p.m. ET.
Leave a message after hours, weekends, and holidays

Sincerely,

Operations Service Center Specialists

Step

2

Gather your unwanted HHW

HHW that is accepted through this service

Many household, automotive, and garden chemicals can be accepted, but not all. HHW most commonly accepted are listed below. If you have more HHW than will fit into the provided kit bag, contact our Operations Service Center. Only containers of acceptable HHW will be taken.



✓ YES

Acceptable HHW for INSIDE the containment bag



Automotive products

Antifreeze, motor oil, oil filters, oily rags, wax, brake fluid, transmission fluid, hydraulic fluids, fuels, polish, and more



Flammable wastes

Kerosene, gasoline, diesel fuel, solvents, and certain cleaners



Household wastes

Ammonia, heavy-duty cleansers, tile and shower cleaners, cleaning compounds, strippers, carpet and upholstery cleaner, rust remover and nail polish, and hobby glue



Garden chemicals

Fertilizers, insect sprays, herbicides, pesticides, poisons, and weed killers



Mercury containing wastes:

thermometers, thermostats, and switches



Paint products

Oil-based paint, latex paint, spray paint, stripper, thinner, artist's paint, caulk, sealer, wood stain, wood preservative and more.



Batteries

Household, Nicad, NiMH, Lithium, Lithium Ion, and more



Swimming pool chemicals

Pool acid, stabilizer, Chlorine-tablets and liquid

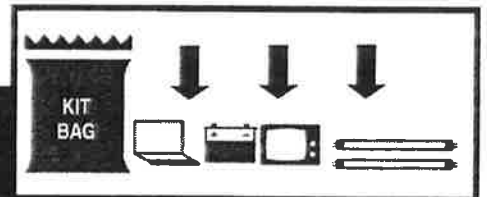


Fluorescent Lamps

Compact fluorescent lamps(CFL) and high intensity lamps

✓ YES

Acceptable HHW for OUTSIDE the containment bag



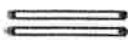
Vehicle Battery: Up to 4

Various sizes and types



Television: Only 1

Various sizes and types. All parts must be put together/completely assembled.



Straight fluorescent tubes: up to 5

Any size, but not broken



Computer system: Up to 1 complete system

One system includes a computer (tower/CPU + monitor) or laptop + keyboard + mouse + desktop printer+ related cords



Consumer electronics: up to 25 pounds of any of these items

All items must have a circuit board. VCRs, DVD players, CD players, tape players, stereos, cell phones, game consoles, CD Rom, microwaves, desktop scanners, MP3/ music players, and their related cords.

Step

3

How to pack up your HHW

Some of your HHW requires certain packaging, read and follow the directions below.

Household Batteries: various types

Types of batteries:

- ✓ **NiMH - Nickel Metal Hydride**
- ✓ **NiCAD- Nickel Cadmium**
- ✓ **Lithium and Lithium Ion** including rechargeable and non-rechargeable

Sizes of household batteries:

- ✓ AA, AAA, C, D, 9 volt sizes
- ✓ Small, round, button sized
- ✓ Batteries in mobile phones & devices


Acceptable options:

- ✓ Completely tape both ends of battery with CLEAR packing/shipping tape. DO NOT USE duct tape, masking tape, or electrical tape. The type of battery must be visible.

OR

- ✓ Put each individual battery in separate sealable plastic bags. (sandwich size works best) After batteries are taped or placed into small plastic bag; Then, place all batteries into a larger plastic bag.

Do not tape Alkaline batteries, simply place them into a small plastic bag.



Label your HHW

If the label is missing from your container, or is unreadable, you **MUST** identify what is inside the container. HHW that is not clearly identified will be left.

Your options:

- ✓ Place a label on the container if you are sure you know what is in the container. (some labels are included in the kit)

OR

- ✓ Write the name of the type of HHW on the outside of the container with a permanent marker, if you are sure you know what is in the container.

SAFETY NOTICE !!

It can be hazardous for our service technicians to collect HHW that is not accurately labeled. Please help to ensure the protection of our service technicians, the general public and the environment. You **MUST** be 100% certain what is in any container you set out for collection. If you label a container, the label **MUST** match what is in the container. Do not "guess" what is in an unlabeled container. Do not assume what is in an unlabeled container based on the container's shape / style or by what may have originally been in the container. Notify your local municipality or county if you have unlabeled containers and you are not sure what they contain.



NO

Common Wastes NOT accepted through this service

- | | | | | |
|---|--|---|---|--|
| <input checked="" type="checkbox"/> Asbestos | <input checked="" type="checkbox"/> Biological waste | <input checked="" type="checkbox"/> Cooking oil | <input checked="" type="checkbox"/> Lamp fixtures | <input checked="" type="checkbox"/> Tires |
| <input checked="" type="checkbox"/> Ammunition and explosives | <input checked="" type="checkbox"/> Commercial or business supplies | <input checked="" type="checkbox"/> Unknown or unlabeled wastes | <input checked="" type="checkbox"/> Construction related wastes | <input checked="" type="checkbox"/> Trash, including bulky wastes and furniture |
| <input checked="" type="checkbox"/> Medicines, prescriptions and syringes/needles | <input checked="" type="checkbox"/> Fire extinguishers and pressurized cylinders | <input checked="" type="checkbox"/> Leaking or empty containers | <input checked="" type="checkbox"/> Wastes improperly packaged for transportation | <input checked="" type="checkbox"/> Appliances: washing machines, refrigerators, vacuums, or tools |
| <input checked="" type="checkbox"/> 6 gallons or larger containers | <input checked="" type="checkbox"/> Smoke & carbon monoxide detectors | <input checked="" type="checkbox"/> Liquid mercury and e-cigarettes | <input checked="" type="checkbox"/> Radioactive wastes | <input checked="" type="checkbox"/> Incandescent light bulbs and LED lights |

If you have these wastes, contact your community, regular solid waste trash hauler, the product manufacturer or the U.S. Environmental Protection Agency www.epa.gov for guidance on proper disposal methods that may be available in your area. Do you have waste not listed in this instruction sheet? Contact us to find out if they can be picked up- atyourdoor@wm.com

Step

4

By 7:00 a.m. on your collection date



Where to place your HHW outside your home

- Fill the bag at the collection location to avoid damage to bag and leaks.
- Put the bag in an area that is safe for us to pick it up and is visible from the street.
- Put the HHW at ground level
- Don't place this containment bag near the curb, in the street or alleyway.
- Place the plastic bag on the ground near your entrance door, garage or other specific area discussed with the Operations Service Center Specialist that is away from the curb, street, or alleyway.
- Do not place your HHW next to your regular garbage cans.
- Our team cannot enter your home or garage. If you have a gate, leave it open.
- All pets must be restrained to allow safe access to your HHW.
- If a gate code is required to get inside of your neighborhood, contact our Operations Service Center to give us the code, prior to the collection date.

How to pack the containment bag:

- Check each container-it must be clearly identified and sealed. Leaking containers inside the bag may prevent us from collecting the entire bag.
- Place all labeled HHW into the bag; do not overfill it.
- If you have more HHW than will fit inside of the bag, contact us immediately.
- Do not pour any liquids directly into the bag.
- Never mix wastes in the same container, there may be a dangerous chemical reaction
- The maximum quantity of HHW to be collected is limited to what will fit inside the bag, plus the acceptable HHW outside the bag.
- Seal the top of the bag with the plastic tie to secure it. If the bag fills with rain/precipitation/water or if the wastes inside are wet- it will not be taken.
- Place all wastes out before **7:00 a.m. and keep this notice – it is your reminder of your appointment date.**

Step

5

Fill out the survey card and place it in the mail.



Thank you! Our goal is to recycle as much of the HHW collected as possible.

Waste Management is responsible for the household hazardous waste once it has been collected. We are not responsible for damage from leaking containers. There may be additional, unacceptable wastes based on local or state laws. This program follows local, state and federal laws regarding handling, transportation and proper management of these wastes.

Services provided by WM Curbside, LLC a Waste Management company. At Your Door Special CollectionSM is a mark of WM Intellectual Property, L.L.C. © WM Curbside, LLC

2017 029